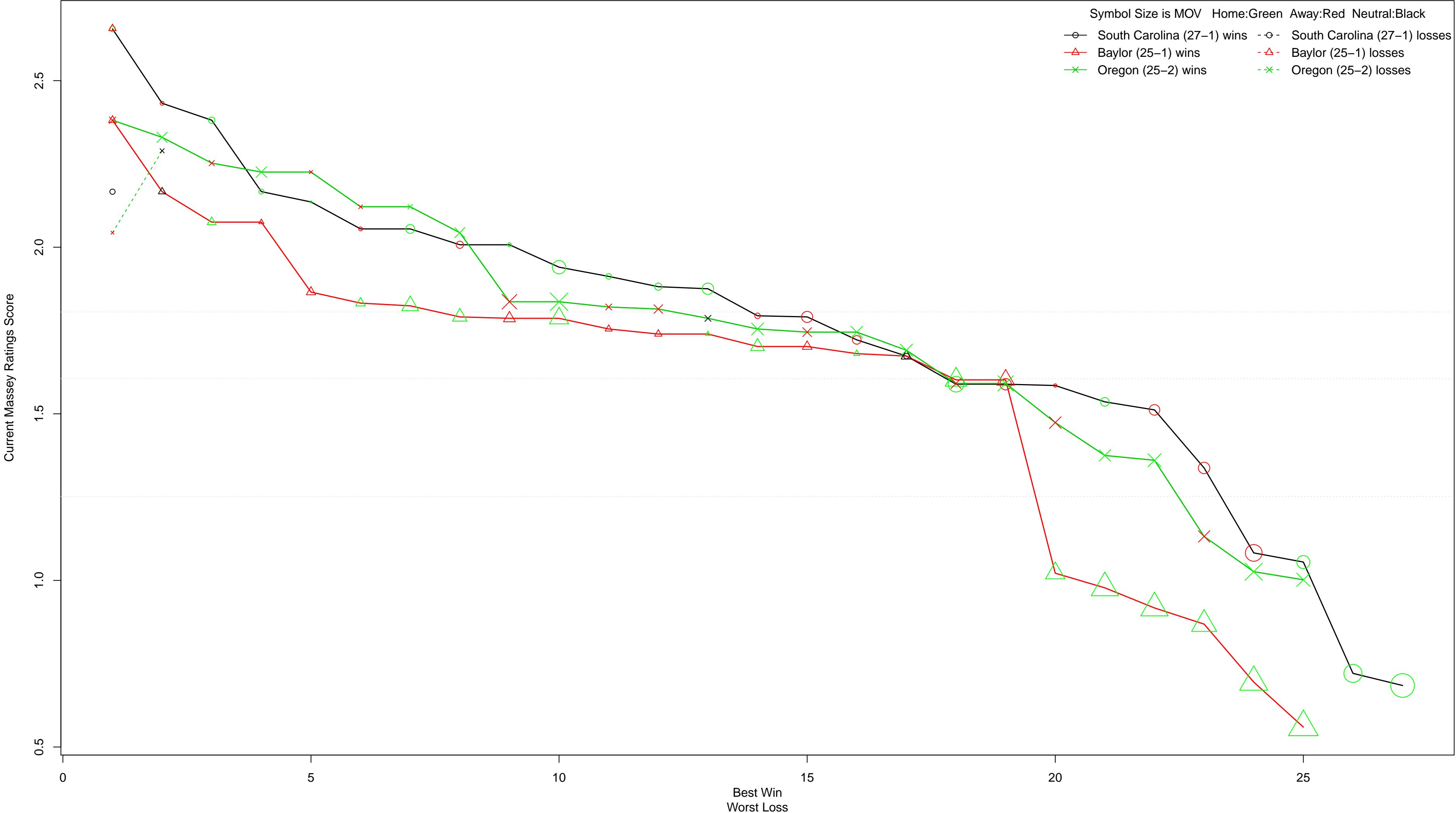


Massey Ratings Score for Best Wins and Worst Losses
as of 2020-02-24



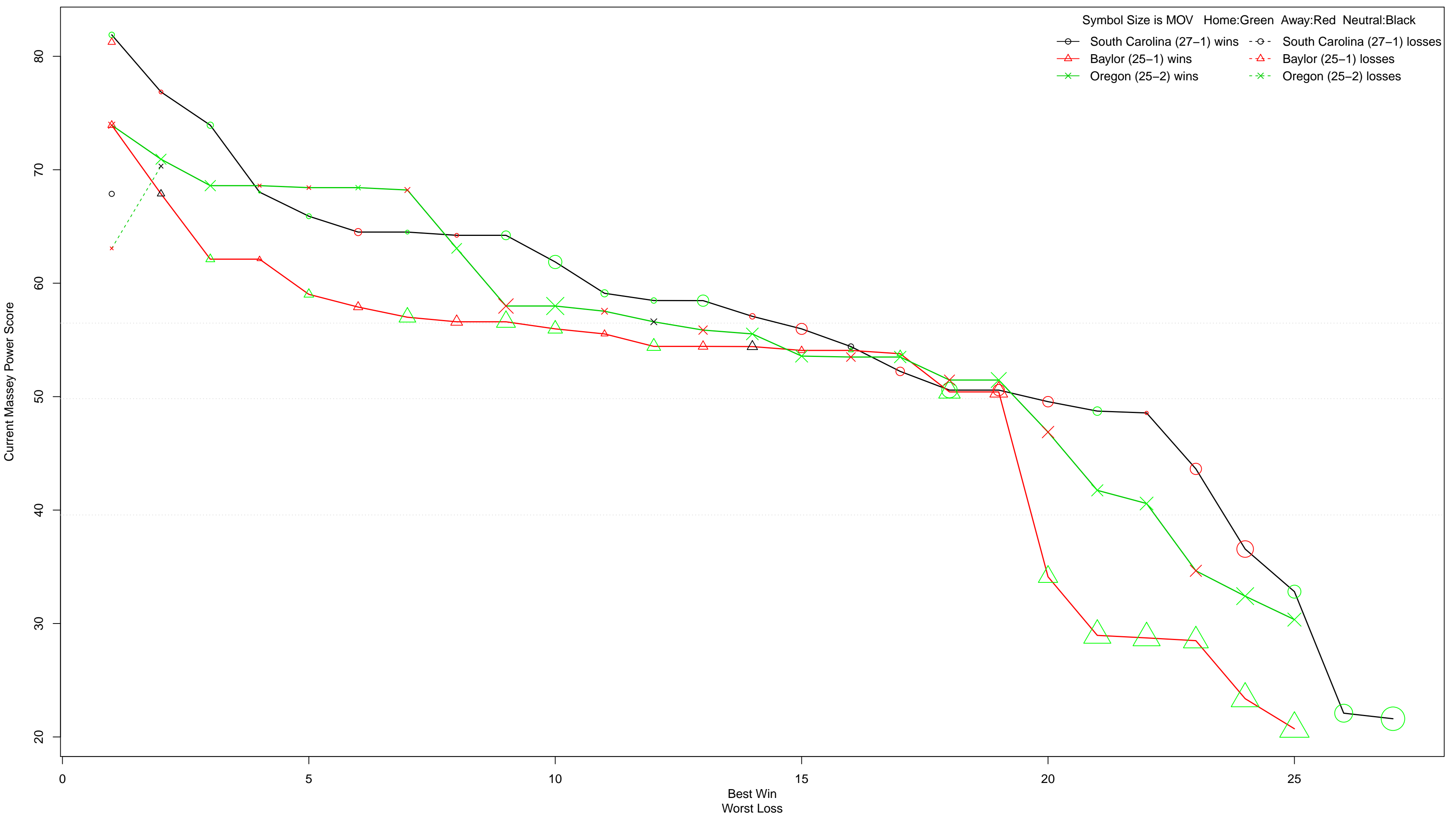
Best Wins (Massey Ratings Score)

South Carolina (27-1)					Baylor (25-1)				Oregon (25-2)			
Opponent	Rating	H/A/N	MoV		Opponent	Rating	H/A/N	MoV	Opponent	Rating	H/A/N	MoV
1 Baylor	2.655	H	15		Connecticut	2.381	A	16	Connecticut	2.381	A	18
2 Maryland	2.432	A	9		Indiana	2.167	N	15	Stanford	2.330	H	32
3 Connecticut	2.381	H	18		TCU	2.075	H	19	UCLA	2.252	A	14
4 South Dakota	2.167	H	13		TCU	2.075	A	9	Arizona	2.226	H	33
5 Mississippi St	2.136	H	2		Texas	1.865	A	20	Arizona	2.226	A	7
6 Kentucky	2.055	A	9		Iowa St	1.832	H	21	Oregon St	2.121	A	9
7 Kentucky	2.055	H	27		West Virginia	1.824	H	40	Oregon St	2.121	H	12
8 Arkansas	2.007	A	21		Georgia	1.791	H	34	Arizona St	2.044	H	31
9 Arkansas	2.007	H	9		Oklahoma St	1.787	A	27	Colorado	1.836	A	48
10 Duke	1.940	H	43		Oklahoma St	1.787	H	46	Colorado	1.836	H	58
11 LSU	1.912	H	15		Kansas St	1.755	A	14	Syracuse	1.821	A	17
12 Tennessee	1.882	H	21		Texas Tech	1.739	A	15	USC	1.814	A	26
13 Purdue	1.875	H	36		Texas Tech	1.739	H	8	Oklahoma St	1.787	N	17
14 Alabama	1.794	A	15		Oklahoma	1.702	H	32	Kansas St	1.755	H	38
15 Georgia	1.791	A	35		Oklahoma	1.702	A	21	Utah	1.745	A	27
16 Dayton	1.722	A	26		South Florida	1.681	H	12	Utah	1.745	H	37
17 Washington St	1.673	N	15		Washington St	1.673	N	23	S Dakota St	1.691	H	39
18 Vanderbilt	1.589	H	51		Kansas	1.602	H	53	California	1.591	A	32
19 Vanderbilt	1.589	A	36		Kansas	1.602	A	43	California	1.591	H	50
20 Temple	1.585	A	7		Morehead St	1.022	H	47	UT Arlington	1.474	A	37
21 Auburn	1.536	H	26		Arkansas St	0.978	H	68	Texas Southern	1.375	H	36
22 Missouri	1.512	A	33		New Hampshire	0.917	H	68	Northeastern	1.361	H	42
23 Clemson	1.338	A	36		Lamar	0.869	H	62	Long Beach St	1.132	A	36
24 Mississippi	1.083	A	55		Houston Baptist	0.695	H	70	Utah St	1.026	H	57
25 Appalachian St	1.055	H	42		Grambling St	0.560	H	74	UC Riverside	1.002	H	43
26 Alabama St	0.721	H	60									
27 SC Upstate	0.685	H	80									

Worst Losses (Massey Ratings Score)

South Carolina (27-1)					Baylor (25-1)				Oregon (25-2)			
Opponent	Rating	H/A/N	MoL		Opponent	Rating	H/A/N	MoL	Opponent	Rating	H/A/N	MoL
1 Indiana	2.167	N	14		South Carolina	2.656	A	15	Arizona St	2.044	A	6
2									Louisville	2.289	N	10

Massey Power Score for Best Wins and Worst Losses
as of 2020-02-24



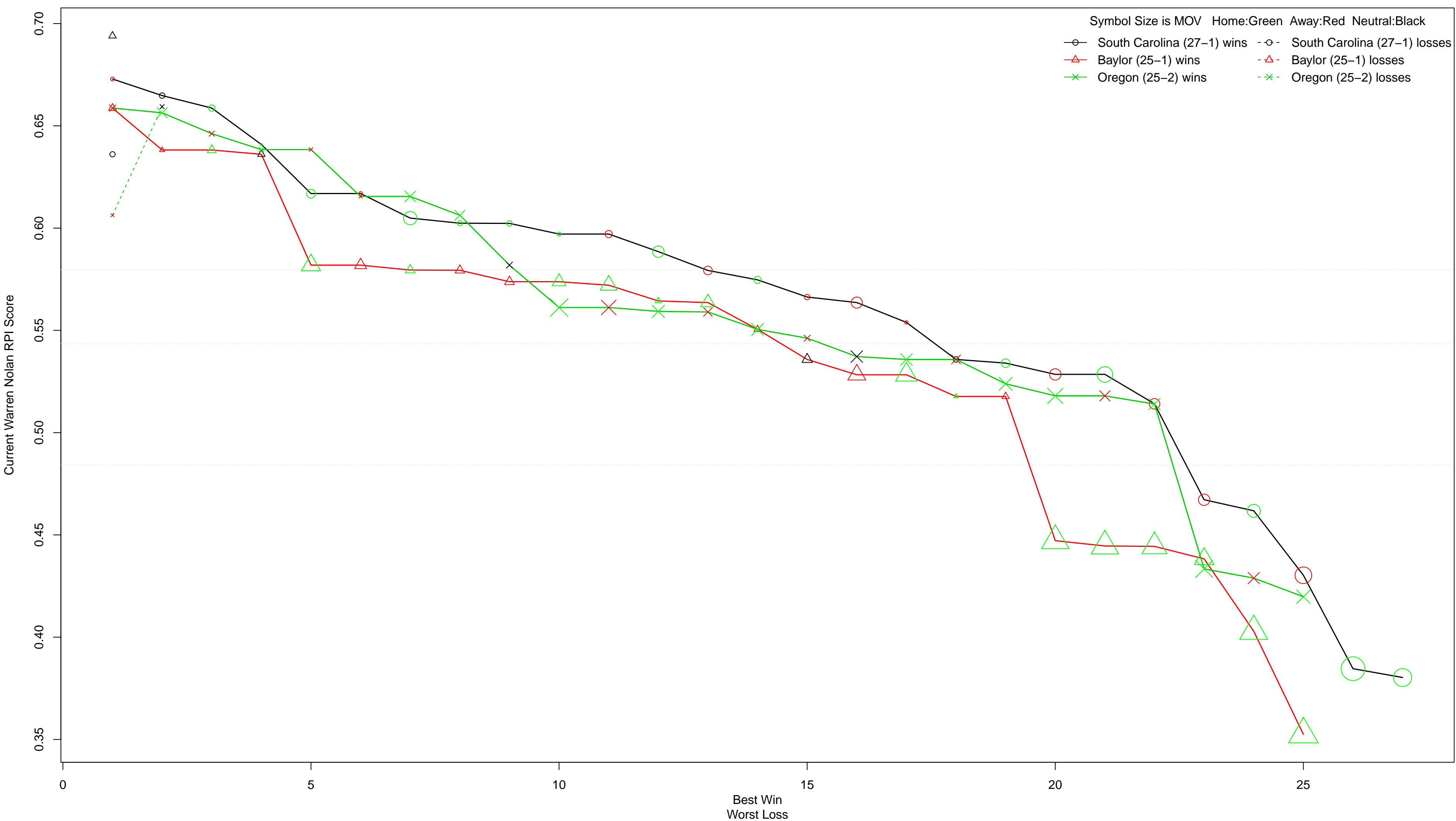
Best Wins (Massey Power Score)

South Carolina (27-1)					Baylor (25-1)				Oregon (25-2)			
Opponent	Rating	H/A/N	MoV		Opponent	Rating	H/A/N	MoV	Opponent	Rating	H/A/N	MoV
1 Baylor	81.89	H	15		Connecticut	73.93	A	16	Connecticut	73.93	A	18
2 Maryland	76.86	A	9		Indiana	67.88	N	15	Stanford	70.93	H	32
3 Connecticut	73.93	H	18		TCU	62.12	H	19	Arizona	68.60	H	33
4 Mississippi St	68.03	H	2		TCU	62.12	A	9	Arizona	68.60	A	7
5 South Dakota	65.90	H	13		Iowa St	59.02	H	21	Oregon St	68.42	A	9
6 Arkansas	64.51	A	21		Texas	57.90	A	20	Oregon St	68.42	H	12
7 Arkansas	64.51	H	9		West Virginia	57.00	H	40	UCLA	68.22	A	14
8 Kentucky	64.22	A	9		Oklahoma St	56.60	A	27	Arizona St	63.07	H	31
9 Kentucky	64.22	H	27		Oklahoma St	56.60	H	46	Colorado	57.99	A	48
10 Duke	61.87	H	43		Georgia	55.97	H	34	Colorado	57.99	H	58
11 Tennessee	59.11	H	21		Kansas St	55.53	A	14	Syracuse	57.53	A	17
12 LSU	58.47	H	15		Oklahoma	54.43	H	32	Oklahoma St	56.60	N	17
13 Purdue	58.46	H	36		Oklahoma	54.43	A	21	USC	55.87	A	26
14 Alabama	57.08	A	15		Washington St	54.41	N	23	Kansas St	55.53	H	38
15 Georgia	55.97	A	35		Texas Tech	54.07	A	15	S Dakota St	53.57	H	39
16 Washington St	54.41	N	15		Texas Tech	54.07	H	8	Utah	53.49	A	27
17 Dayton	52.23	A	26		South Florida	53.78	H	12	Utah	53.49	H	37
18 Vanderbilt	50.58	H	51		Kansas	50.42	H	53	California	51.46	A	32
19 Vanderbilt	50.58	A	36		Kansas	50.42	A	43	California	51.46	H	50
20 Missouri	49.56	A	33		Morehead St	34.12	H	47	UT Arlington	46.88	A	37
21 Auburn	48.73	H	26		Arkansas St	28.95	H	68	Texas Southern	41.74	H	36
22 Temple	48.56	A	7		New Hampshire	28.73	H	68	Northeastern	40.58	H	42
23 Clemson	43.63	A	36		Lamar	28.49	H	62	Long Beach St	34.65	A	36
24 Mississippi	36.57	A	55		Houston Baptist	23.37	H	70	Utah St	32.41	H	57
25 Appalachian St	32.81	H	42		Grambling St	20.72	H	74	UC Riverside	30.35	H	43
26 Alabama St	22.10	H	60									
27 SC Upstate	21.61	H	80									

Worst Losses (Massey Power Score)

South Carolina (27-1)					Baylor (25-1)				Oregon (25-2)			
Opponent	Rating	H/A/N	MoL		Opponent	Rating	H/A/N	MoL	Opponent	Rating	H/A/N	MoL
1 Indiana	67.88	N	14		South Carolina	81.24	A	15	Arizona St	63.07	A	6
2									Louisville	70.32	N	10

Warren Nolan RPI Score for Best Wins and Worst Losses
as of 2020-02-24



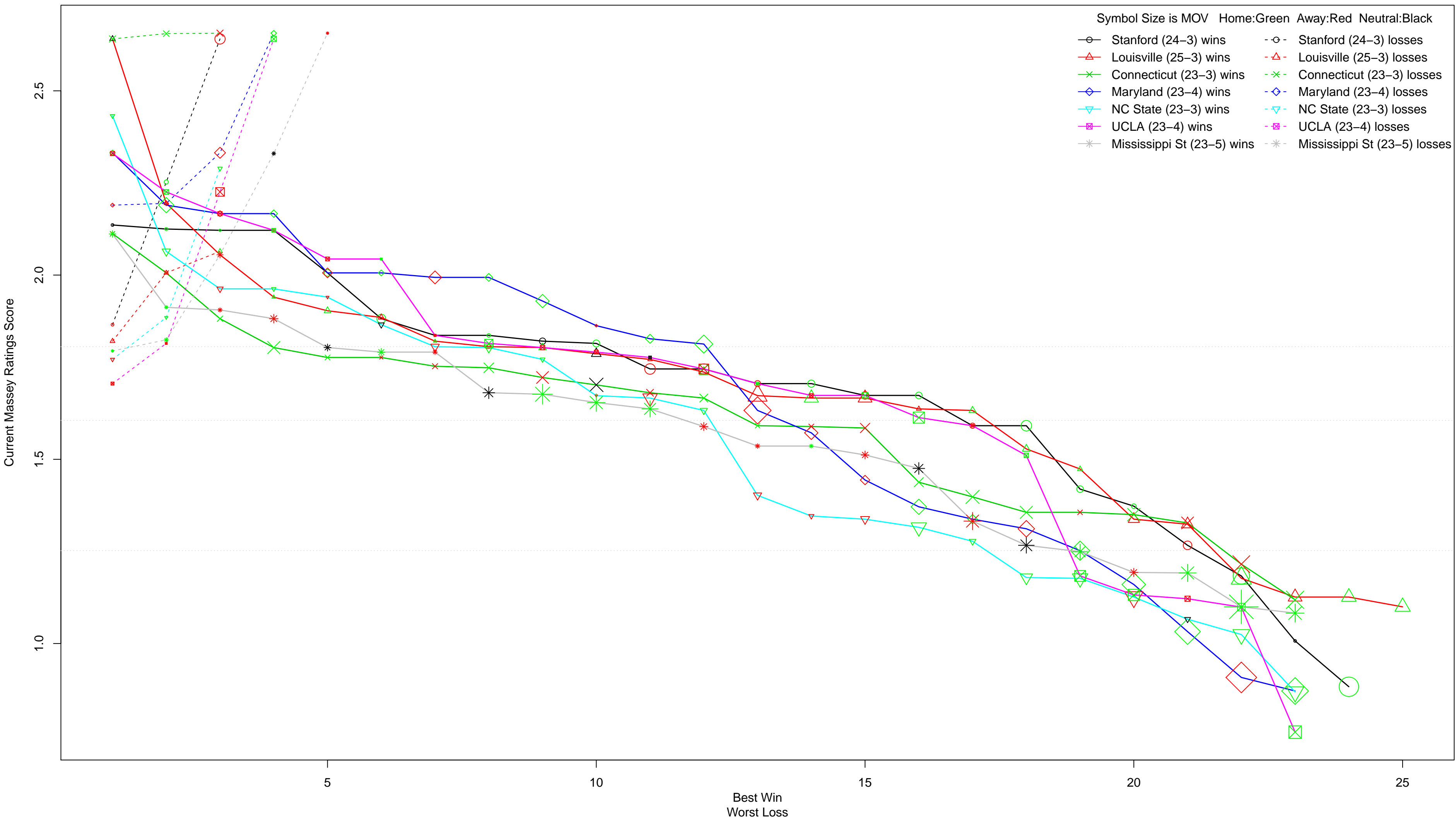
Best Wins (Warren Nolan RPI Score)

South Carolina (27-1)					Baylor (25-1)				Oregon (25-2)			
Opponent	Rating	H/A/N	MoV		Opponent	Rating	H/A/N	MoV	Opponent	Rating	H/A/N	MoV
1 Maryland	0.673	A	9		Connecticut	0.659	A	16	Connecticut	0.659	A	18
2 Baylor	0.665	N	15		TCU	0.638	A	9	Stanford	0.656	H	32
3 Connecticut	0.659	H	18		TCU	0.638	H	19	UCLA	0.646	A	14
4 Mississippi St	0.641	H	2		Indiana	0.636	N	15	Oregon St	0.638	H	12
5 Kentucky	0.617	H	27		Oklahoma St	0.582	H	46	Oregon St	0.638	A	9
6 Kentucky	0.617	A	9		Oklahoma St	0.582	A	27	Arizona	0.616	A	7
7 Duke	0.605	H	43		Iowa St	0.580	H	21	Arizona	0.616	H	33
8 South Dakota	0.602	H	13		Texas	0.579	A	20	Arizona St	0.606	H	31
9 LSU	0.602	H	15		Oklahoma	0.574	A	21	Oklahoma St	0.582	N	17
10 Arkansas	0.597	H	9		Oklahoma	0.574	H	32	Colorado	0.561	H	58
11 Arkansas	0.597	A	21		West Virginia	0.572	H	40	Colorado	0.561	A	48
12 Purdue	0.589	H	36		South Florida	0.564	H	12	S Dakota St	0.559	H	39
13 Dayton	0.579	A	26		Georgia	0.564	H	34	USC	0.559	A	26
14 Tennessee	0.575	H	21		Kansas St	0.550	A	14	Kansas St	0.550	H	38
15 Alabama	0.566	A	15		Washington St	0.536	N	23	Syracuse	0.546	A	17
16 Georgia	0.564	A	35		Kansas	0.528	A	43	UT Arlington	0.537	N	37
17 Temple	0.554	A	7		Kansas	0.528	H	53	Utah	0.536	H	37
18 Washington St	0.536	N	15		Texas Tech	0.518	H	8	Utah	0.536	A	27
19 Auburn	0.534	H	26		Texas Tech	0.518	A	15	Northeastern	0.524	H	42
20 Vanderbilt	0.528	A	36		Arkansas St	0.447	H	68	California	0.518	H	50
21 Vanderbilt	0.528	H	51		New Hampshire	0.445	H	68	California	0.518	A	32
22 Missouri	0.514	A	33		Lamar	0.444	H	62	Texas Southern	0.514	H	36
23 Clemson	0.467	A	36		Morehead St	0.438	H	47	Utah St	0.433	H	57
24 Appalachian St	0.462	H	42		Houston Baptist	0.403	H	70	Long Beach St	0.429	A	36
25 Mississippi	0.430	A	55		Grambling St	0.352	H	74	UC Riverside	0.420	H	43
26 SC Upstate	0.385	H	80									
27 Alabama St	0.380	H	60									

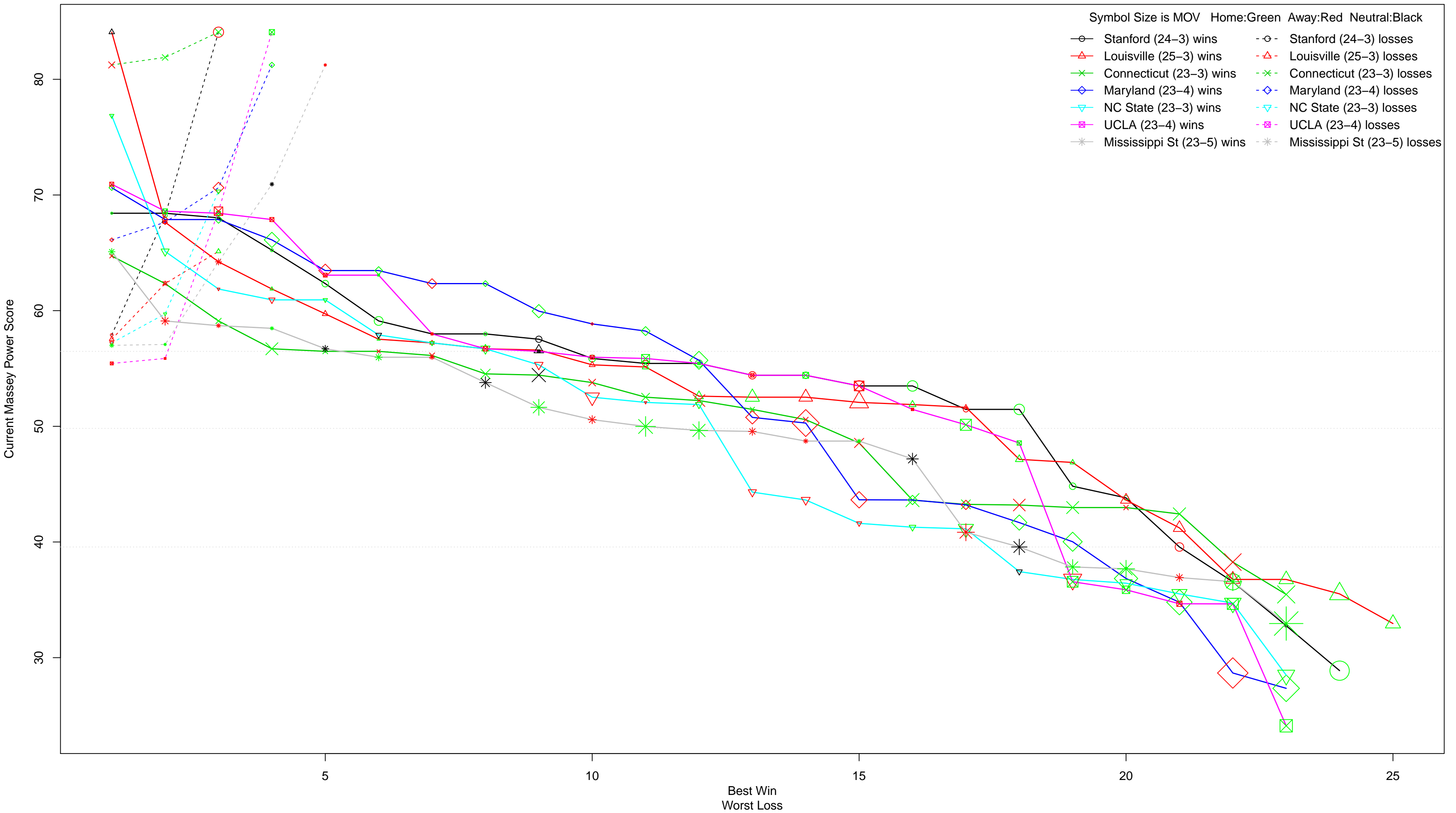
Worst Losses (Warren Nolan RPI Score)

South Carolina (27-1)					Baylor (25-1)				Oregon (25-2)			
Opponent	Rating	H/A/N	MoL		Opponent	Rating	H/A/N	MoL	Opponent	Rating	H/A/N	MoL
1 Indiana	0.636	N	14		South Carolina	0.694	N	15	Arizona St	0.606	A	6
2									Louisville	0.659	N	10

Massey Ratings Score for Best Wins and Worst Losses
as of 2020-02-24



Massey Power Score for Best Wins and Worst Losses
as of 2020-02-24



Warren Nolan RPI Score for Best Wins and Worst Losses
as of 2020-02-24

